

VITRAGE ISOLANT TECHNIQUE



Catalogue des formes

Edition Juin 2010

VIT – BP 131 – HAUTEFOND – 71603 PARAY LE MONIAL CEDEX

Téléphone : 0385 814 808 – Télécopie : 0385 813 830

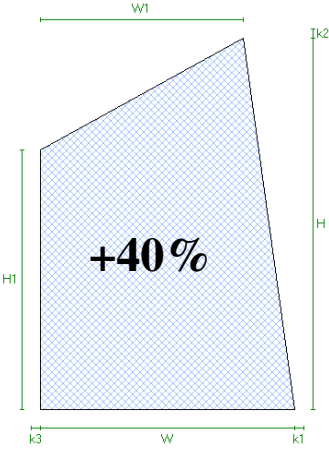
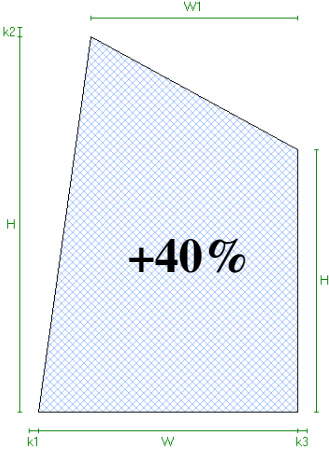
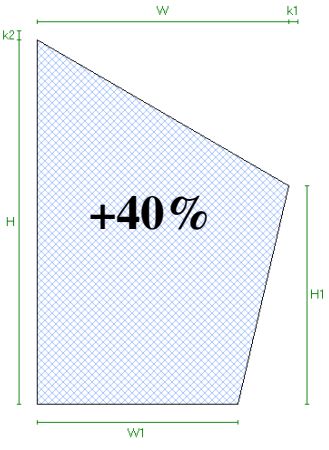
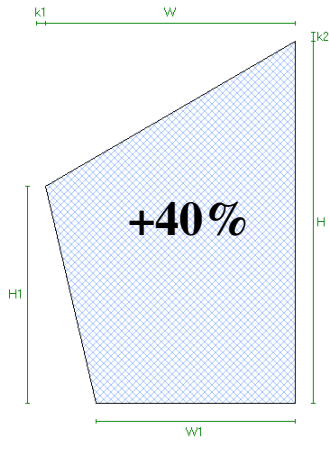
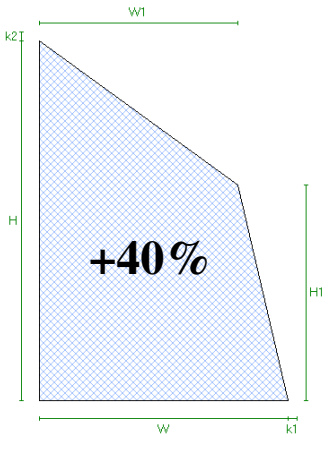
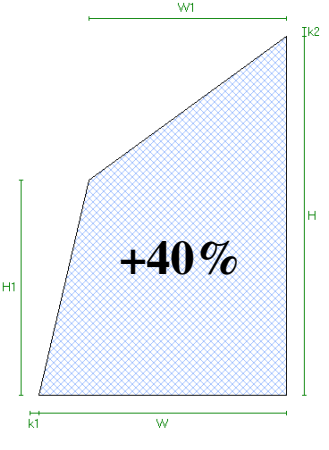
SAS au Capital de 400.000 € - 321 798 076 RCS Charolles – NAF 261C – N° TVA intra. : FR 91 321 798 076

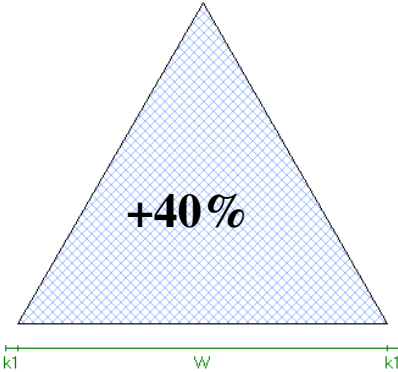
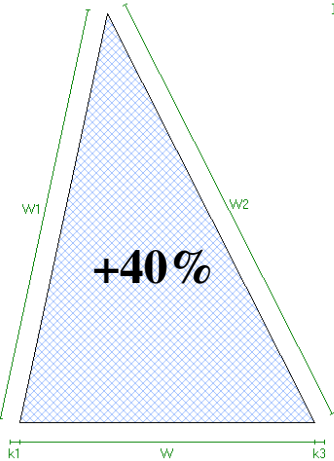
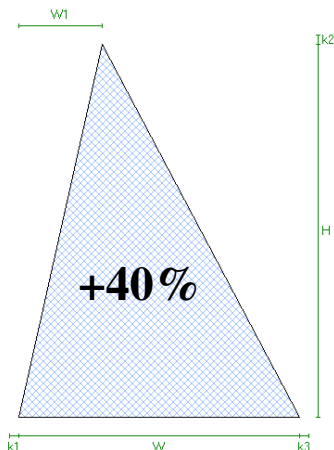
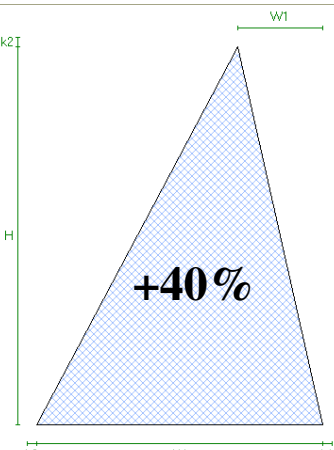
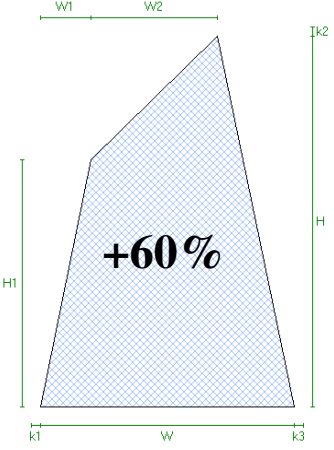
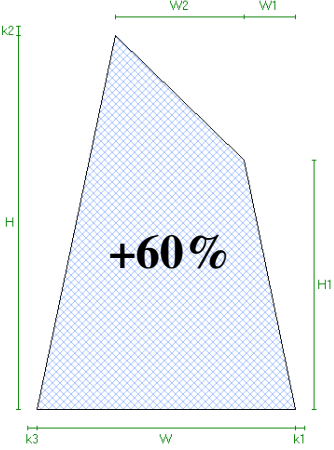


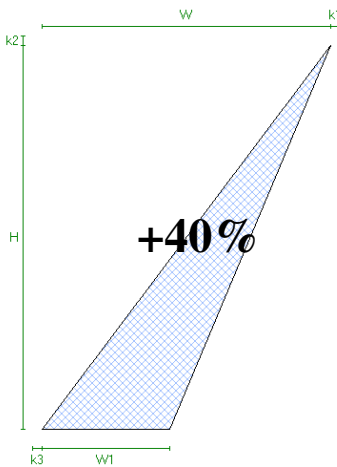
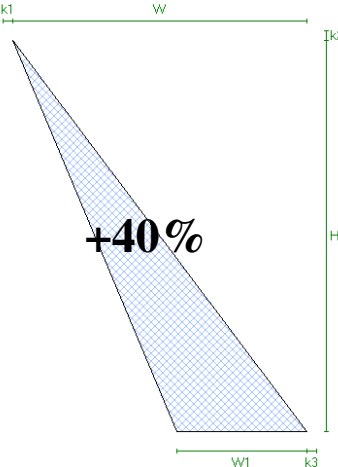
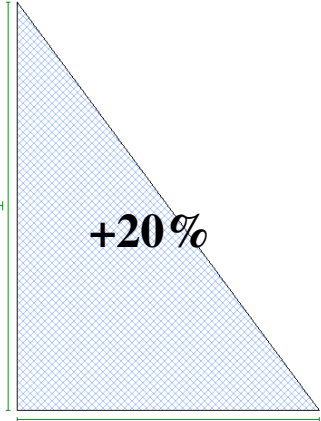
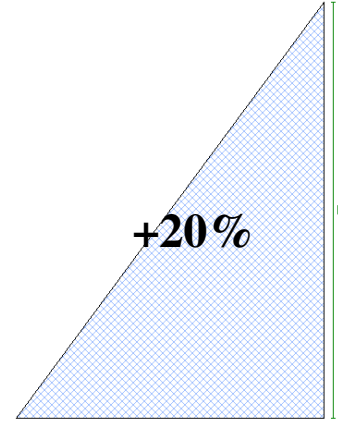
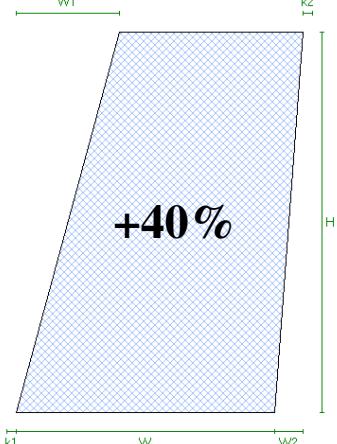
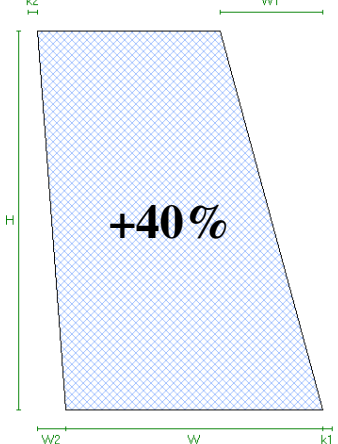
Le numéro de la forme est indiqué en haut à gauche de chaque dessin.
La surface facturée est celle du rectangle dans lequel le volume s'inscrit.
La majoration appliquée est celle indiquée en pourcentage au centre du dessin.
Vitrages dissymétriques ou verre à couche : indiquer la face vue.
Toutes les formes non définies dans ce catalogue s'effectuent à partir d'un gabarit

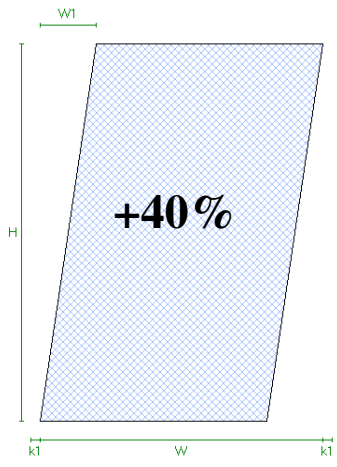
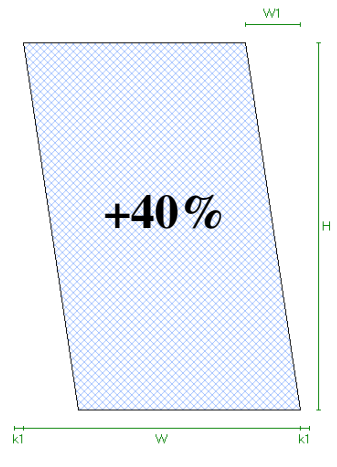
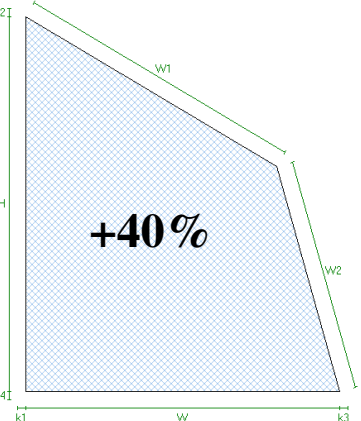
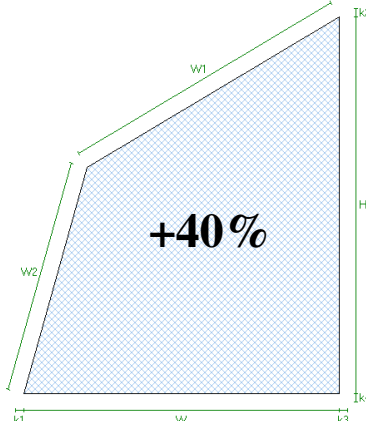
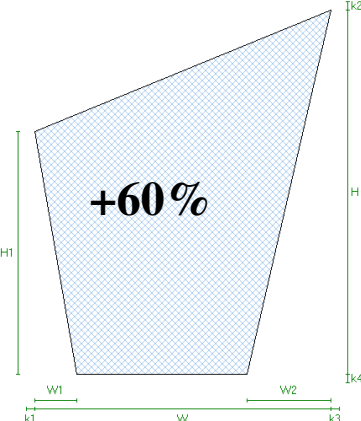
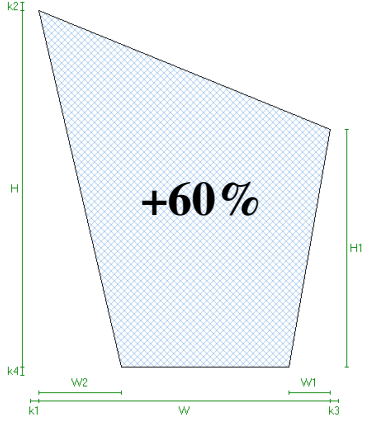
FORMES 3 OU 4 COTES

<p>n°1</p> <p style="text-align: center;">+20%</p> <p style="text-align: center;">$W > 0 ; H > H1 > 0$</p>	<p>n°2</p> <p style="text-align: center;">+20%</p> <p style="text-align: center;">$W > 0 ; H > H1 > 0$</p>
<p>n°5</p> <p style="text-align: center;">+40%</p> <p style="text-align: center;">$W \geq W1 + W2 ; W1 > 0 ; W2 > 0 ; H > 0$</p>	<p>n°6</p> <p style="text-align: center;">+40%</p> <p style="text-align: center;">$W \geq W1 + W2 ; W1 > 0 ; W2 > 0 ; H > 0$</p>
<p>n°11</p> <p style="text-align: center;">+40%</p> <p style="text-align: center;">$W > W1 > 0 ; H > H1 > 0$</p>	<p>n°12</p> <p style="text-align: center;">+40%</p> <p style="text-align: center;">$W > W1 > 0 ; H > H1 > 0$</p>

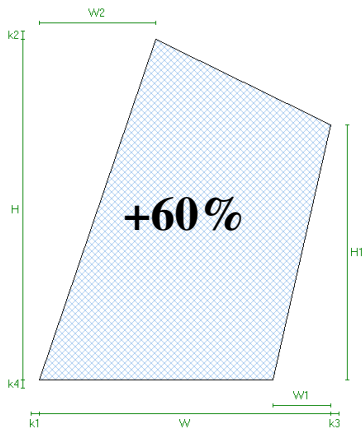
<p>n°13</p>  <p>$W > W1 > 0 ; H > H1 > 0$</p>	<p>n°16</p>  <p>$W > W1 > 0 ; H > H1 > 0$</p>
<p>n°14</p>  <p>$W > W1 > 0 ; H > H1 > 0$</p>	<p>n°15</p>  <p>$W > W1 > 0 ; H > H1 > 0$</p>
<p>n°17</p>  <p>$W > W1 > 0 ; H > H1 > 0$</p>	<p>n°18</p>  <p>$W > W1 > 0 ; H > H1 > 0$</p>

<p>n°20 k1I</p>  <p>$W > 0$</p>	<p>n°51</p>  <p>$W1 + W2 > W ; W1 + W > W2$ $W2 + W > W1 ; W1 \times W2 \times W > 0$</p>
<p>n°25</p>  <p>$H > 0 ; W > 0 ; W1 > 0$</p>	<p>n°26</p>  <p>$H > 0 ; W > 0 ; W1 > 0$</p>
<p>n°39</p>  <p>$W > W1 + W2 ; W1 > 0 ; W2 > 0 ; H > H1 > 0$</p>	<p>n°40</p>  <p>$W > W1 + W2 ; W1 > 0 ; W2 > 0 ; H > H1 > 0$</p>

<p>n°41</p>  <p>$W > W1 > 0 ; H > 0$</p>	<p>n°42</p>  <p>$W > W1 > 0 ; H > 0$</p>
<p>n°45</p>  <p>$H > 0 ; W > 0$</p>	<p>n°46</p>  <p>$H > 0 ; W > 0$</p>
<p>n°47</p>  <p>$W + W2 > W1 ; W > 0 ; W1 \geq 0$ $W2 > 0 ; H > 0$</p>	<p>n°48</p>  <p>$W + W2 > W1 ; W > 0 ; W1 \geq 0$ $W2 > 0 ; H > 0$</p>

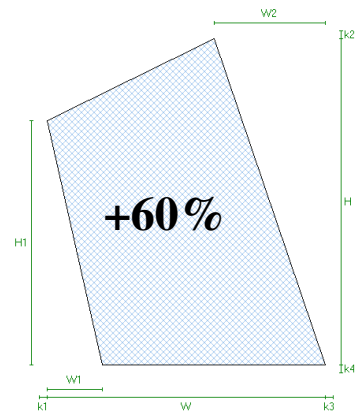
<p>n°57</p>  <p>$W > W1 > 0 ; H > 0$</p>	<p>n°58</p>  <p>$W > W1 > 0 ; H > 0$</p>
<p>n°100</p>  <p>$W > 0 ; H > 0 ; W1 + W2 > \sqrt{W^2 + H^2}$ $\sqrt{W^2 + H^2} + W1 > W2 ; \sqrt{W^2 + H^2} + W2 > W1$</p>	<p>n°101</p>  <p>$W > 0 ; H > 0 ; W1 + W2 > \sqrt{W^2 + H^2}$ $\sqrt{W^2 + H^2} + W1 > W2 ; \sqrt{W^2 + H^2} + W2 > W1$</p>
<p>n°110</p>  <p>$W > W1 + W2 ; W1 > 0 ; W2 > 0$ $H > H1 > 0$</p>	<p>n°111</p>  <p>$W > W1 + W2 ; W1 > 0 ; W2 > 0$ $H > H1 > 0$</p>

n°112



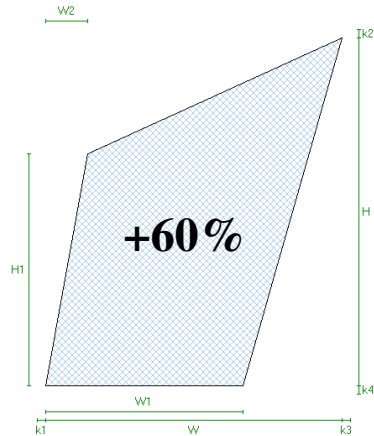
$$W > W1 > 0 ; W > W2 > 0 ; H > H1 > 0$$

n°113



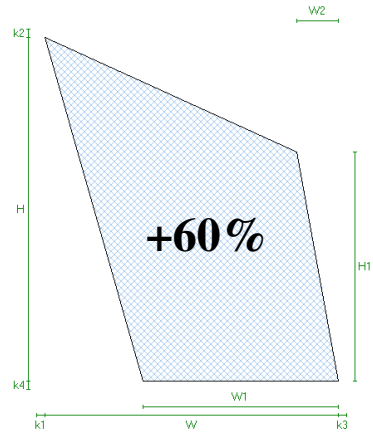
$$W > W1 > 0 ; W > W2 > 0 ; H > H1 > 0$$

n°114



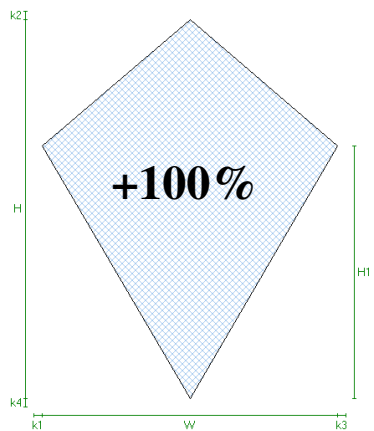
$$W > W1 > 0 ; W > W2 > 0 ; H > H1 > 0$$

n°115



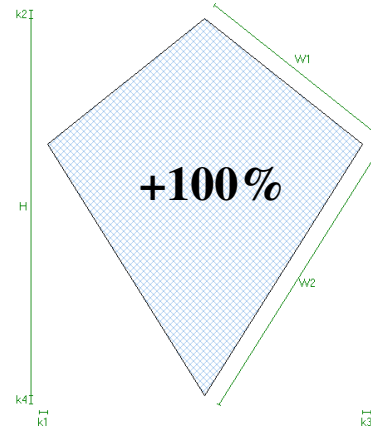
$$W > W1 > 0 ; W > W2 > 0 ; H > H1 > 0$$

n°116



$$W > 0 ; H > H1 > 0$$

n°117



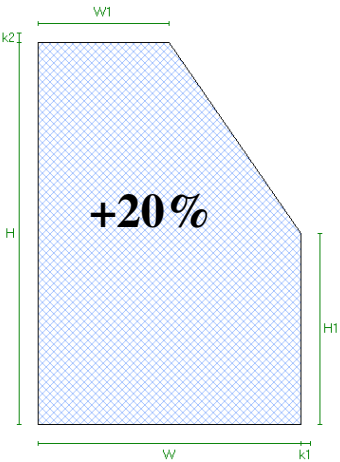
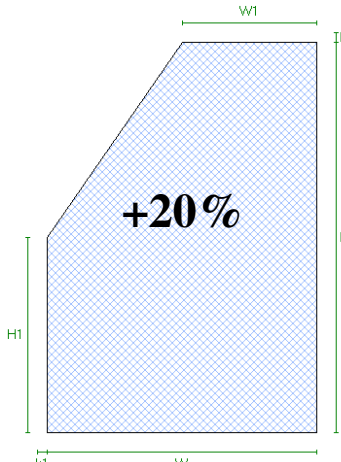
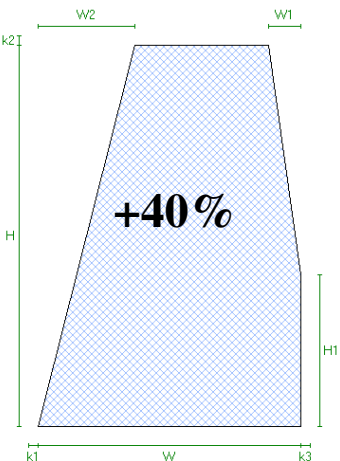
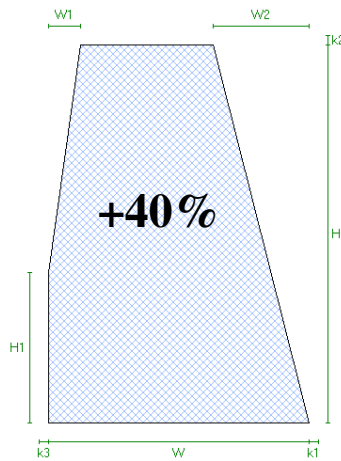
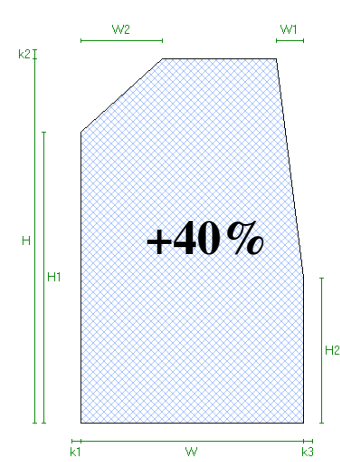
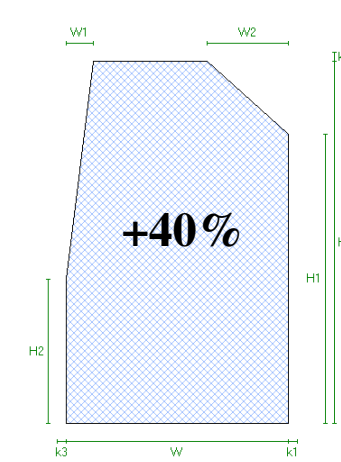
$$W1 + W2 > H ; H + W1 > W2 ; H + W2 > W1$$

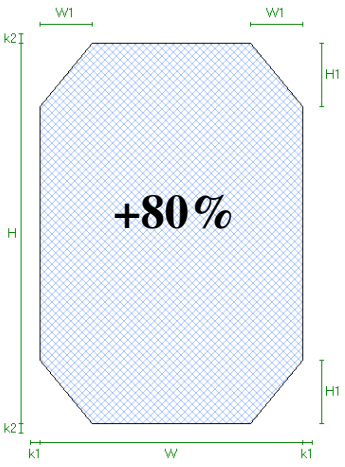
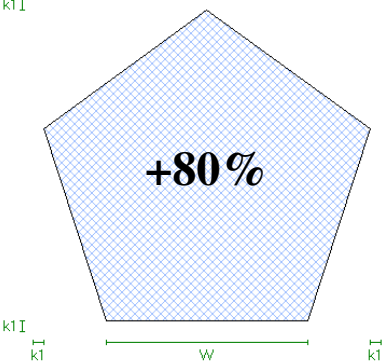
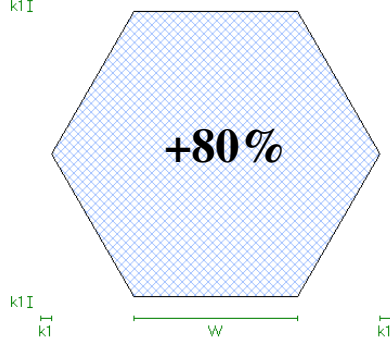
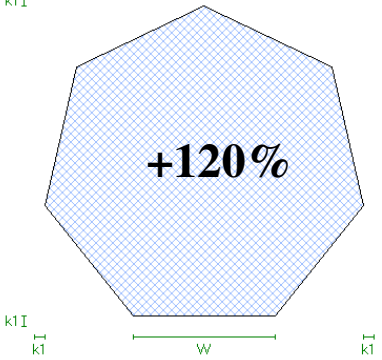
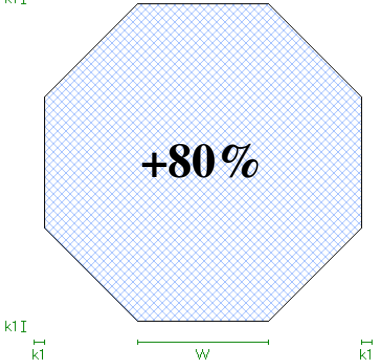
$$W1 > 0 ; W2 > 0 ; H > 0$$

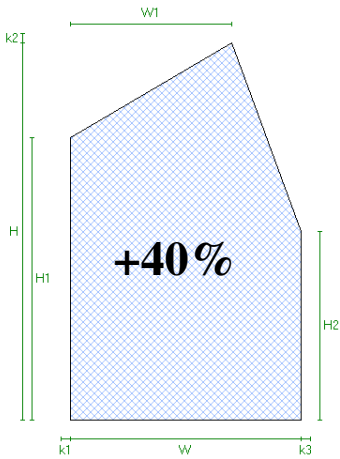
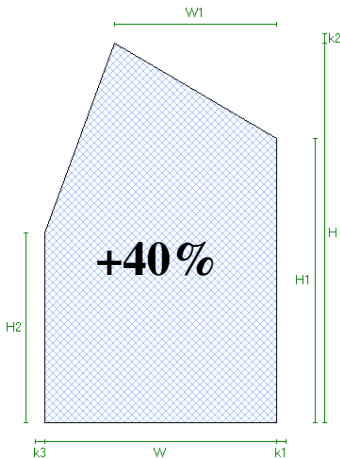
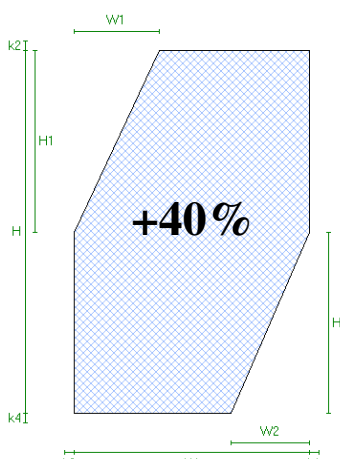
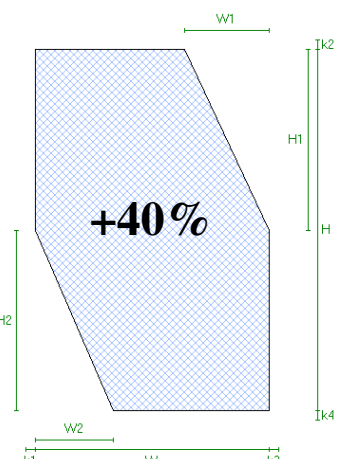
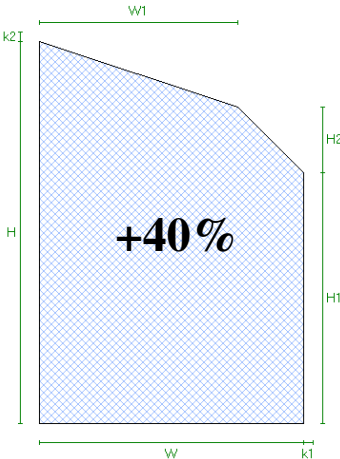
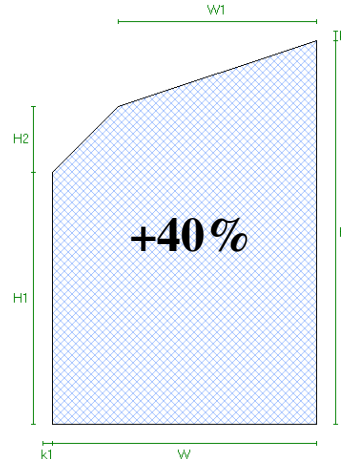


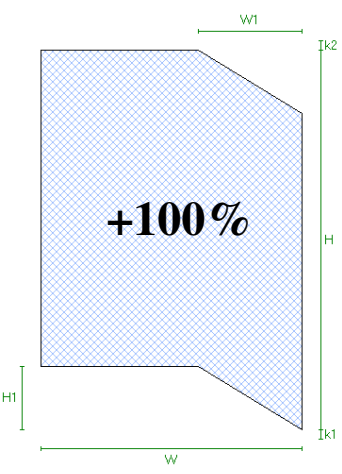
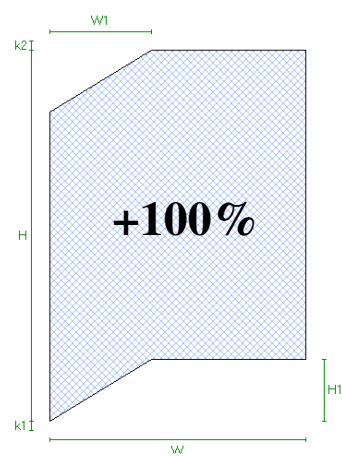
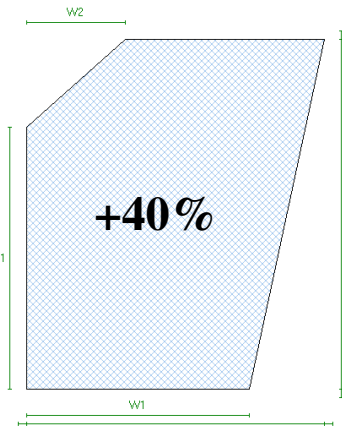
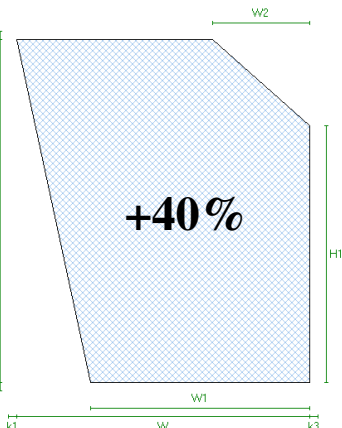
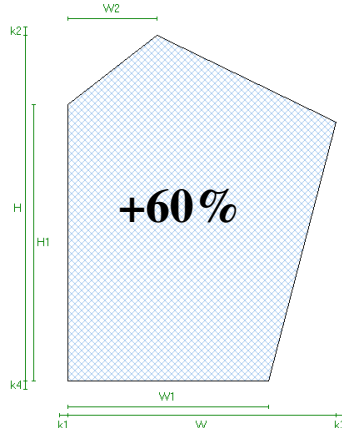
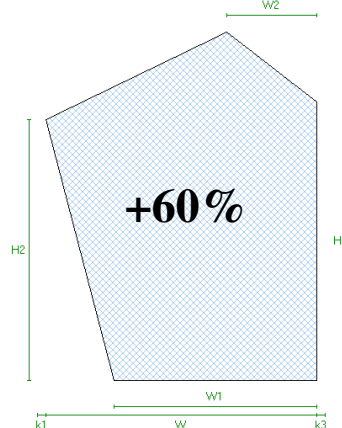
Le numéro de la forme est indiqué en haut à gauche de chaque dessin.
La surface facturée est celle du rectangle dans lequel le volume s'inscrit.
La majoration appliquée est celle indiquée en pourcentage au centre du dessin.
Vitrages dissymétriques ou verre à couche : indiquer la face vue.
Toutes les formes non définies dans ce catalogue s'effectuent à partir d'un gabarit

FORMES 5 A 8 COTES

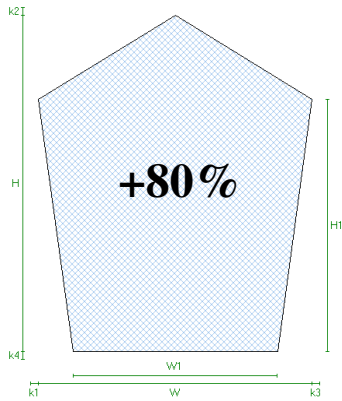
<p>n°3</p>  <p>+20%</p> <p>$W > W1 > 0 ; H > H1 > 0$</p>	<p>n°4</p>  <p>+20%</p> <p>$W > W1 > 0 ; H > H1 > 0$</p>
<p>n°7</p>  <p>+40%</p> <p>$W \geq W1 + W2 ; W1 > 0 ; W2 > 0 ; H > H1 > 0$</p>	<p>n°8</p>  <p>+40%</p> <p>$W \geq W1 + W2 ; W1 > 0 ; W2 > 0 ; H > H1 > 0$</p>
<p>n°9</p>  <p>+40%</p> <p>$W \geq W1 + W2 ; W1 > 0 ; W2 > 0$ $H > H1 > 0 ; H > H2 > 0$</p>	<p>n°10</p>  <p>+40%</p> <p>$W \geq W1 + W2 ; W1 > 0 ; W2 > 0$ $H > H1 > 0 ; H > H2 > 0$</p>

<p>n°19</p>  <p>+80%</p> <p>$W > W1 \times 2 ; W1 > 0 ; H > H1 \times 2 ; H1 > 0$</p>	
<p>n°21</p>  <p>+80%</p> <p>$W > 0$</p>	<p>n°22</p>  <p>+80%</p> <p>$W > 0$</p>
<p>n°23</p>  <p>+120%</p> <p>$W > 0$</p>	<p>n°24</p>  <p>+80%</p> <p>$W > 0$</p>

<p>n°37</p>  <p>$W > W1 > 0 ; H > H1 > 0 ; H > H2 > 0$</p>	<p>n°38</p>  <p>$W > W1 > 0 ; H > H1 > 0 ; H > H2 > 0$</p>
<p>n°43</p>  <p>$W > W1 > 0 ; W > W2 > 0 ; H > H1 > 0 ; H > H2 > 0$</p>	<p>n°44</p>  <p>$W > W1 > 0 ; W > W2 > 0 ; H > H1 > 0 ; H > H2 > 0$</p>
<p>n°53</p>  <p>$W > W1 > 0 ; H > H1 + H2 ; H1 > 0 ; H2 > 0$</p>	<p>n°54</p>  <p>$W > W1 > 0 ; H > H1 + H2 ; H1 > 0 ; H2 > 0$</p>

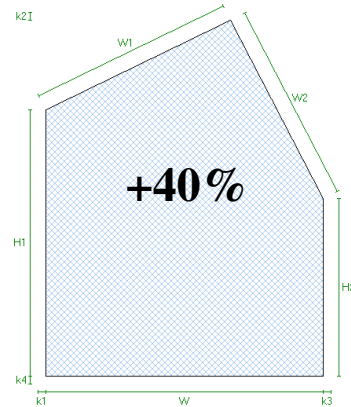
<p>n°55</p>  <p>+100%</p> <p>$W > W1 > 0 ; H > H1 > 0$</p>	<p>n°56</p>  <p>+100%</p> <p>$W > W1 > 0 ; H > H1 > 0$</p>
<p>n°130</p>  <p>+40%</p> <p>$W > W1 > 0 ; W > W2 > 0 ; H > H1 > 0$</p>	<p>n°131</p>  <p>+40%</p> <p>$W > W1 > 0 ; W > W2 > 0 ; H > H1 > 0$</p>
<p>n°132</p>  <p>+60%</p> <p>$W > W1 > 0 ; W > W2 > 0 ; H > H1 > 0 ; H > H2 > 0$</p>	<p>n°133</p>  <p>+60%</p> <p>$W > W1 > 0 ; W > W2 > 0 ; H > H1 > 0 ; H > H2 > 0$</p>

n°134



$$W > W1 > 0 ; H > H1 > 0$$

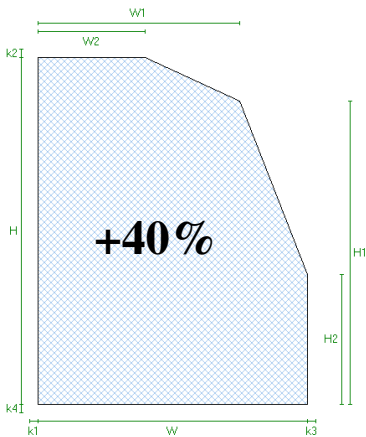
n°135



$$W > 0 ; H1 > 0 ; H2 > 0 ; W1 + W2 > \sqrt{W^2 + (H1-H2)^2}$$

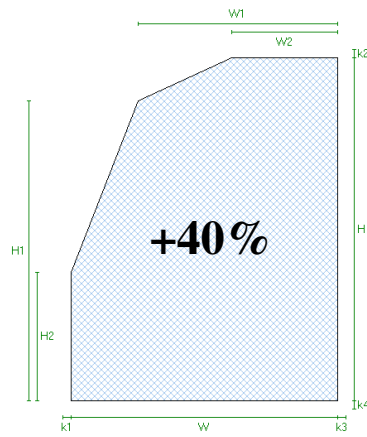
$$\sqrt{W^2 + (H1-H2)^2} + W1 > W2 ; \sqrt{W^2 + (H1-H2)^2} + W2 > W1$$

n°140



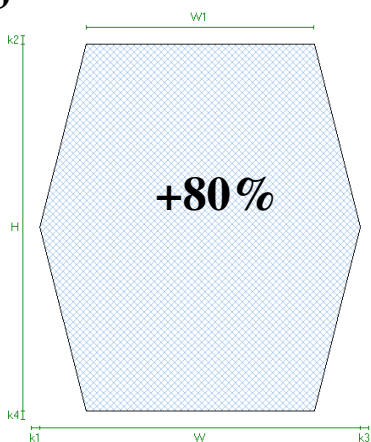
$$W > W1 > W2 > 0 ; H > H1 > H2 > 0$$

n°141



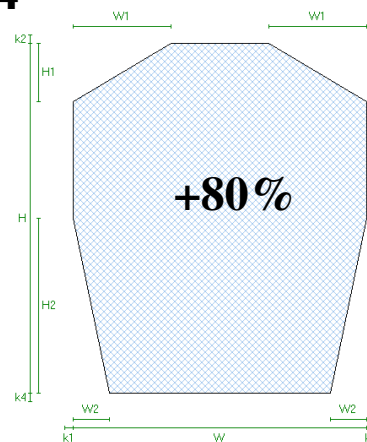
$$W > W1 > W2 > 0 ; H > H1 > H2 > 0$$

n°143



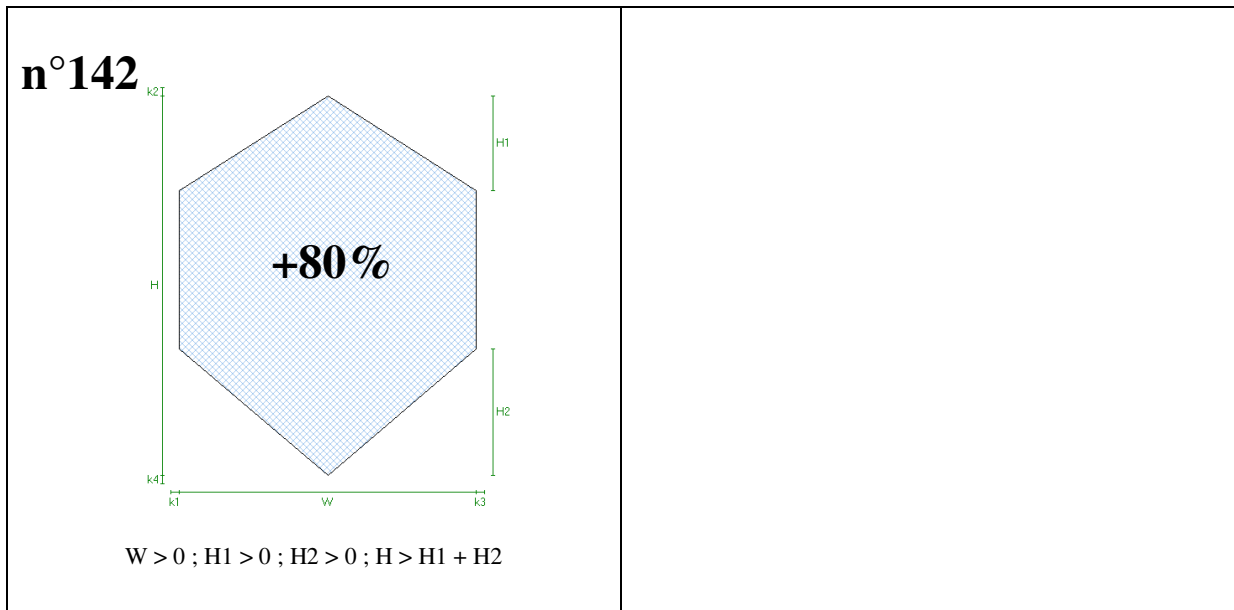
$$W > W1 > 0 ; H > 0$$

n°144



$$W \geq W1 \times 2 ; W \geq W2 \times 2 ; W1 > 0 ; W2 > 0$$

$$H \geq H1 + H2 ; H1 > 0 ; H2 > 0$$

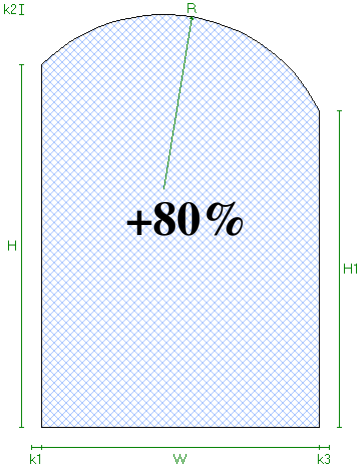
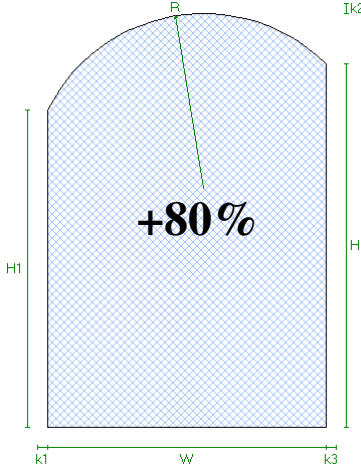
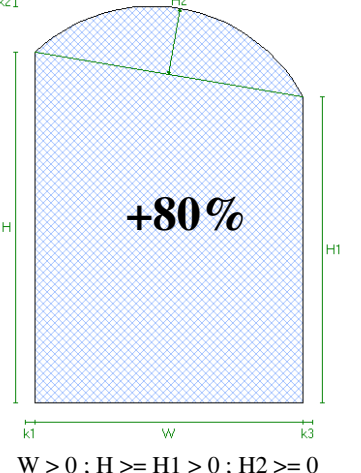
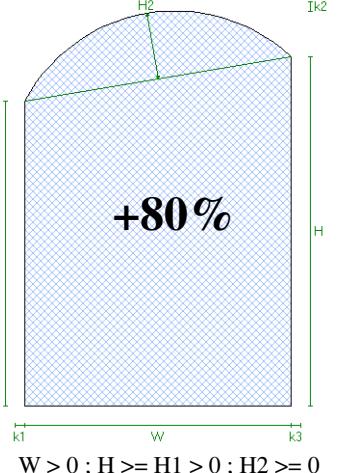
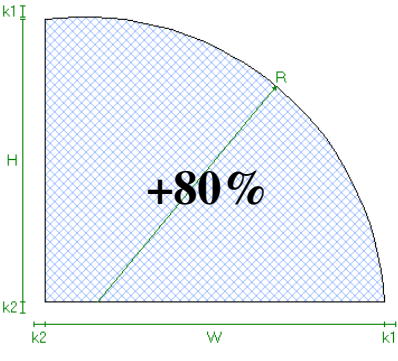
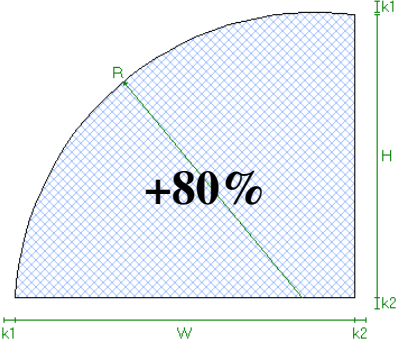




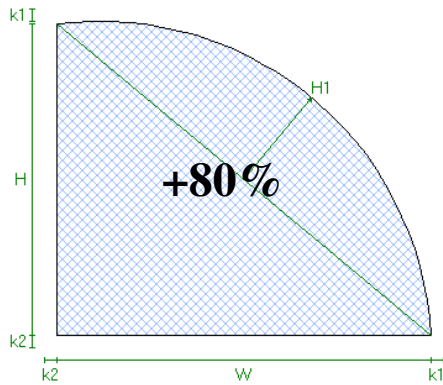
Le numéro de la forme est indiqué en haut à gauche de chaque dessin.
La surface facturée est celle du rectangle dans lequel le volume s'inscrit.
La majoration appliquée est celle indiquée en pourcentage au centre du dessin.
Vitrages dissymétriques ou verre à couche : indiquer la face vue.
Toutes les formes non définies dans ce catalogue s'effectuent à partir d'un gabarit

FORMES ARRONDIES

<p>n°60</p> <p style="text-align: center;">$D > 0$</p>	<p>n°61</p> <p style="text-align: center;">$R > 0$</p>
<p>n°62</p> <p style="text-align: center;">$R \geq H ; H > 0$</p>	<p>n°63</p> <p style="text-align: center;">$W \geq H \times 2 ; H > 0$</p>
<p>n°64</p> <p style="text-align: center;">$R \times 2 \geq W ; H > R - \sqrt{R^2 - W^2/4} > 0$</p>	<p>n°65</p> <p style="text-align: center;">$W \geq H1 \times 2 ; H > H1 > 0$</p>

<p>n°66</p>  <p>$W > 0 ; H \geq H1 > 0 ; R \geq 0$ $Rx2 \geq \sqrt{W^2 + (H-H1)^2}$</p>	<p>n°67</p>  <p>$W > 0 ; H \geq H1 > 0 ; R \geq 0$ $Rx2 \geq \sqrt{W^2 + (H-H1)^2}$</p>
<p>n°68</p>  <p>$W > 0 ; H \geq H1 > 0 ; H2 \geq 0$ $\sqrt{W^2 + (H-H1)^2} \geq H2x2$</p>	<p>n°69</p>  <p>$W > 0 ; H \geq H1 > 0 ; H2 \geq 0$ $\sqrt{W^2 + (H-H1)^2} \geq H2x2$</p>
<p>n°70</p>  <p>$W > 0 ; H > 0 ; Rx2 > \sqrt{W^2 + H^2}$</p>	<p>n°71</p>  <p>$W > 0 ; H > 0 ; Rx2 > \sqrt{W^2 + H^2}$</p>

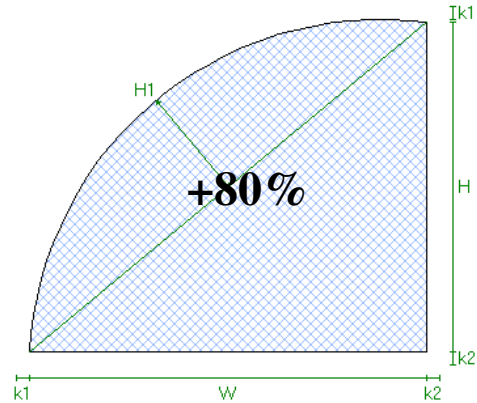
n°72



$$W > 0 ; H > 0 ; H1 > 0$$

$$\sqrt{W^2+H^2} \geq H1 \times 2$$

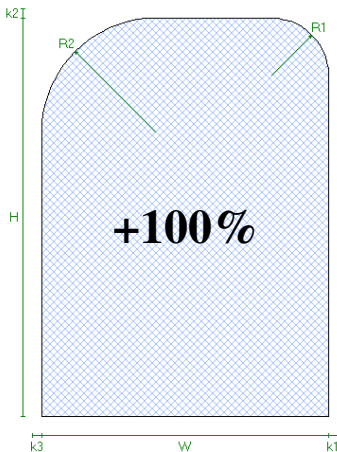
n°73



$$W > 0 ; H > 0 ; H1 > 0$$

$$\sqrt{W^2+H^2} \geq H1 \times 2$$

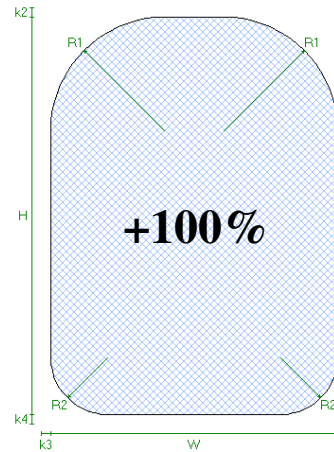
n°74



$$W \geq R1 + R2 ; H \geq R1 > 0 ; H \geq R2 > 0$$

$$R1 > 0 ; R2 > 0$$

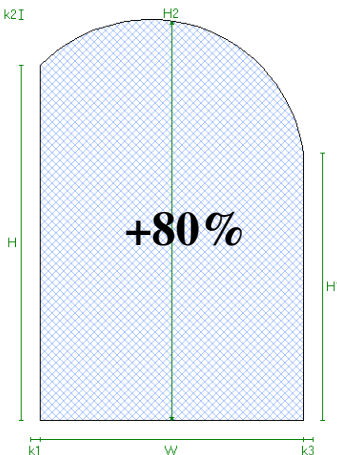
n°75



$$W > R1 \times 2 ; W > R2 \times 2 ; H \geq R1 + R2$$

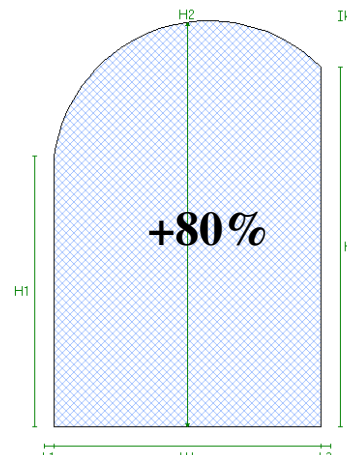
$$R1 > 0 ; R2 > 0$$

n°76

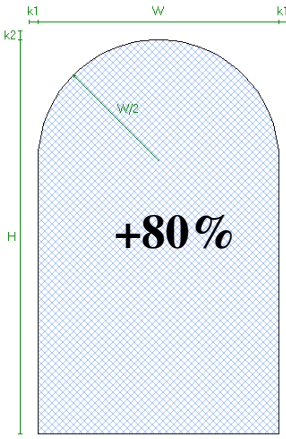
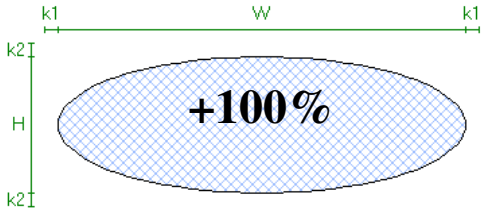
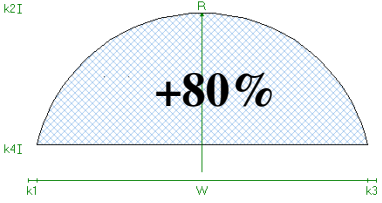
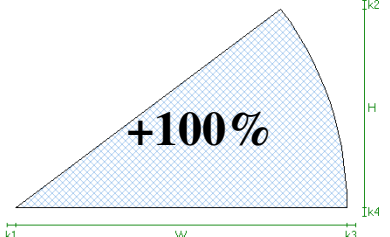
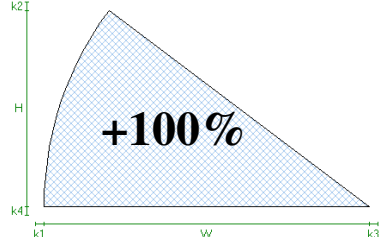


$$W > 0 ; H \geq H1 > 0 ; H2 > (H+H1)/2$$

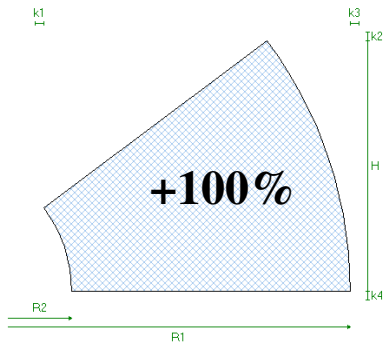
n°77



$$W > 0 ; H \geq H1 > 0 ; H2 > (H+H1)/2$$

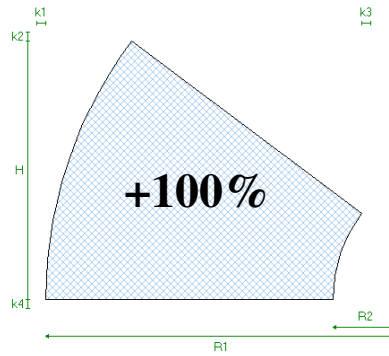
<p>n°78</p>  <p>$W > 0 ; H > W/2$</p>	<p>n°81</p>  <p>$H \times 10 > W > H ; H > 0$</p>
<p>n°160</p>  <p>$R \times 2 \geq W ; W > 0$</p>	
<p>n°161</p>  <p>$W \geq H ; H > 0$</p>	<p>n°162</p>  <p>$W \geq H ; H > 0$</p>

n°163



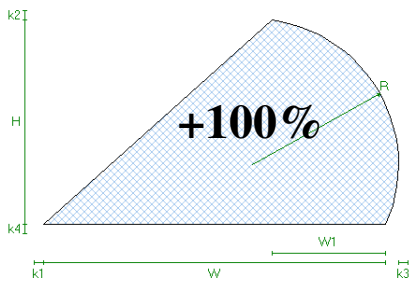
$$R1 \geq H > 0 ; R1 > R2 > 0$$

n°164



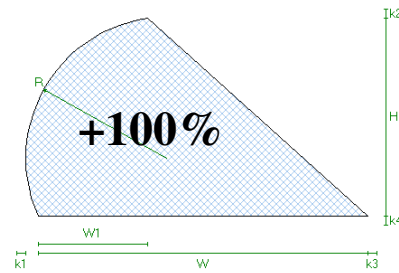
$$R1 \geq H > 0 ; R1 > R2 > 0$$

n°165



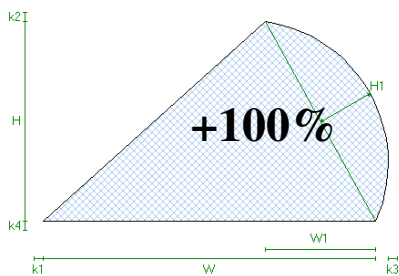
$$W > 0 ; W1 \geq 0 ; H > 0 ; R \geq \sqrt{W1^2 + H^2}$$

n°166



$$W > 0 ; W1 \geq 0 ; H > 0 ; R \geq \sqrt{W1^2 + H^2}$$

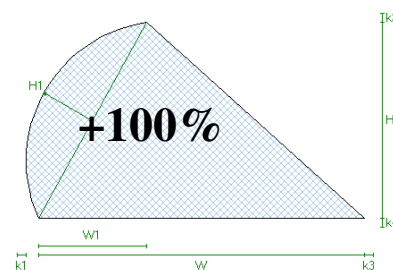
n°167



$$W > 0 ; W1 \geq 0 ; H > 0 ; H1 > 0$$

$$\sqrt{W1^2 + H^2} \geq H1 \times 2$$

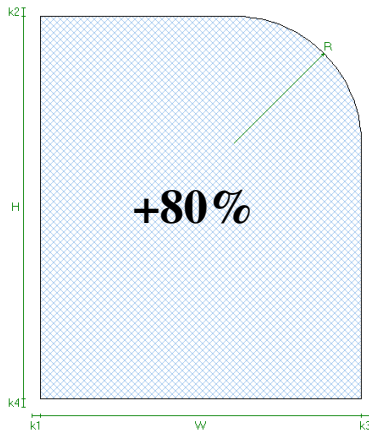
n°168



$$W > 0 ; W1 \geq 0 ; H > 0 ; H1 > 0$$

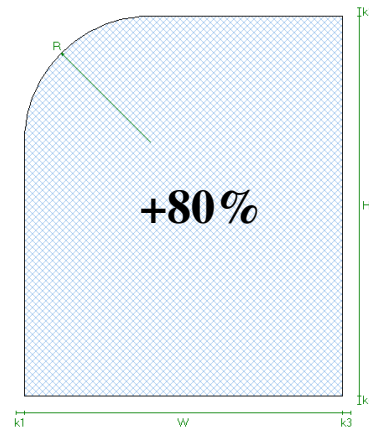
$$\sqrt{W1^2 + H^2} \geq H1 \times 2$$

n°150



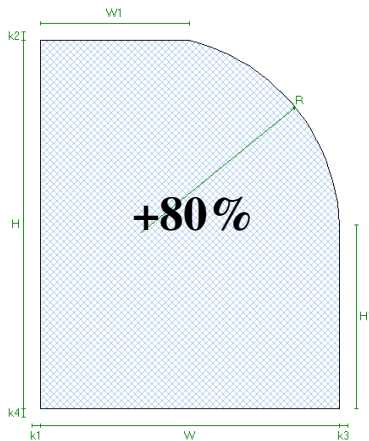
$$W \geq R ; H \geq R ; R > 0$$

n°151



$$W \geq R ; H \geq R ; R > 0$$

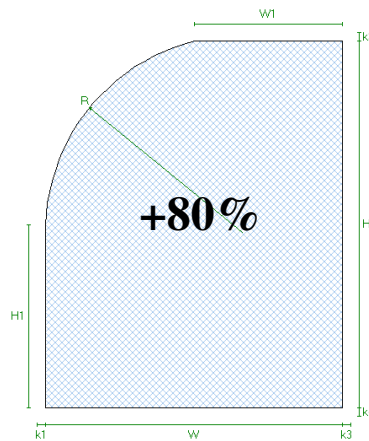
n°152



$$W > W1 \geq 0 ; H > H1 \geq 0 ; R \geq 0$$

$$R \times 2 \geq \sqrt{(W-W1)^2 + (H-H1)^2}$$

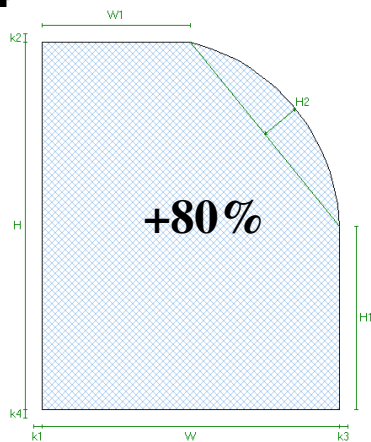
n°153



$$W > W1 \geq 0 ; H > H1 \geq 0 ; R \geq 0$$

$$R \times 2 \geq \sqrt{(W-W1)^2 + (H-H1)^2}$$

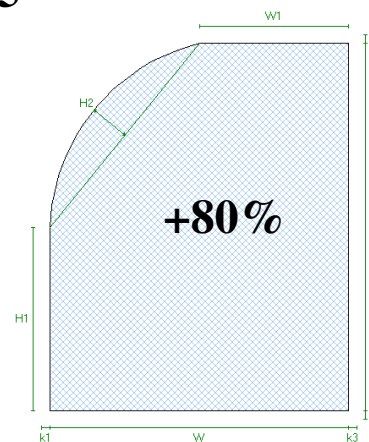
n°154



$$W > W1 \geq 0 ; H > H1 \geq 0 ; H2 > 0$$

$$\sqrt{(W-W1)^2 + (H-H1)^2} \geq H2 \times 2$$

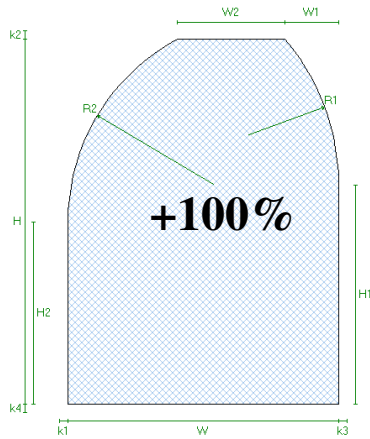
n°155



$$W > W1 \geq 0 ; H > H1 \geq 0 ; H2 > 0$$

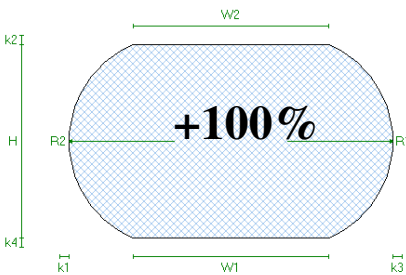
$$\sqrt{(W-W1)^2 + (H-H1)^2} \geq H2 \times 2$$

n°156



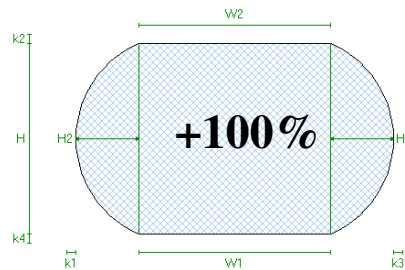
$W > W1+W2$; $W1 > 0$; $W2 \geq 0$; $H > H1 > 0$; $H > H2 > 0$
 $R1 \geq 0$; $R2 \geq 0$; $R1x2 \geq \sqrt{W1^2+(H-H1)^2}$; $R2x2 \geq \sqrt{(W-W1-W2)^2+(H-H2)^2}$

n°169



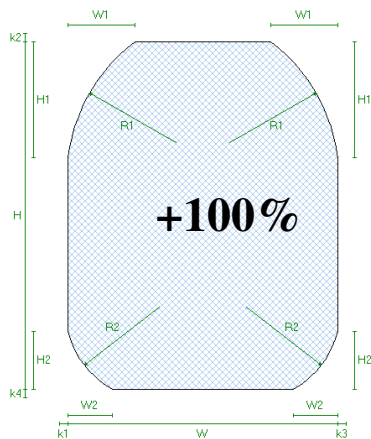
$W1 \geq 0$; $W2 \geq 0$; $H > 0$; $R1x2 = \sqrt{((W1-W2)/2)^2+H^2}$
 $R2x2 = \sqrt{((W1-W2)/2)^2+H^2}$

n°170



$W1 \geq 0$; $W2 \geq 0$; $H > 0$; $R1x2 = \sqrt{((W1-W2)/2)^2+H^2}$
 $R2x2 = \sqrt{((W1-W2)/2)^2+H^2}$

n°171



$W \geq W1x2$; $W \geq W2x2$; $H \geq H1 + H2$; $W1 > 0$
 $W2 > 0$; $H1 > 0$; $H2 > 0$; $R1x2 \geq \sqrt{W1^2+H1^2}$;
 $R1x2 \geq \sqrt{W1^2+H1^2}$

FORMES SUIVANT GABARIT(*)

+ 130 %

- Les gabarits doivent être aux cotes suivantes :
 - Vitrage isolant → Cotes à couper
 - Verre simple → Cotes à couper
 - Vitrage rénovation → Cotes « clair de vue » sans jeu
 - Survitrage → Cotes finies

 - Toute retouche de gabarit fourni à des cotes autres que celles ci-dessus entraînera l'application de frais de retouche de 25,00 € HT par gabarit.
(Exemple : gabarit fond de feuillure, à rallonger, à raccourcir, etc...)

- Les gabarits doivent être rigides et plats :
 - Toute fourniture de gabarit souple entraînera des frais de traitement supplémentaires de 15,50 € HT par gabarit.

- Les fichiers au format dxf ou dwg à l'échelle 1/1 sont acceptés.

- Par défaut, les gabarits ne sont pas rendus.

(*) Sous réserves : la forme doit être réalisable, les gabarits incomplets ne seront pas acceptés, indiquer clairement la face vue, la composition, la quantité ainsi que vos coordonnées complètes (nom et adresse).